







Discover my family

Vocabulary lesson





Discover my family

Name: _____

1: Vocabulary lesson

Pupil's Book worksheet page 3



I Love My Family song

*I love Mummy!
I do, I do
I love Mummy!
Yes, I do!*

*I love Brother!
I do, I do
I love Brother!
Yes, I do!*

*I love Daddy!
I do, I do
I love Daddy!
Yes, I do!*

*I love Sister!
I do, I do
I love Sister!
Yes, I do!*

- Stick the stickers in the correct place.
- Point to the family members and say the words.
- Trace the lines to match.
- Colour the family members.
- Sing *I Love My Family* and point to the family members.



➔ **Teacher's Presentation Kit for Unit 1**

Personalisation Discover for yourself

Extra activity Draw your family.







Discover my family

Name: _____

2: Story lesson

Pupil's Book worksheet page 5



Hello Dex story

- Point to the family members and say the words.
- Colour Dex.
- Colour the ball.



3: Concepts lesson

Photocopiable worksheet *Teacher's Book page 138*

- Point to the sun and the rain and say *sunny* or *rainy*.
- Colour the sun.
- Colour the rain.



macmillan education
SAMPLE FOR PROMOTIONAL USE ONLY © MACMILLAN PUBLISHERS LTD
macmillan education
macmillan education

Colours and numbers lesson





Discover my family

4: Colours and numbers lesson

Pupil's Book worksheet page 7



One Red Heart song

*One red heart
One red heart*

*I have one red heart
One red heart!*

- Trace the heart.
- Colour the heart red.
- Point and say *one red heart*.
- Sing *One Red Heart* and point to the heart.

5: Kid's culture lesson

Photocopiable worksheet Teacher's Book page 139



Family Fingers nursery rhyme

*Daddy finger, Daddy finger
Where are you?
Here I am! Here I am!
How are you?*

*Sister finger, Sister finger
Where are you?
Here I am! Here I am!
How are you?*

*Mummy finger, Mummy finger
Where are you?
Here I am! Here I am!
How are you?*

*Dex finger, Dex finger
Where are you?
Here I am! Here I am!
How are you?*

*Brother finger, Brother finger
Where are you?
Here I am! Here I am!
How are you?*



Name: _____

- Point to the family members and say the words.
- Trace the lines to match the family members to the fingers.
- Colour the family members.
- Sing *Family Fingers* and point to the family members.

6: Review lesson

Photocopiable worksheet Teacher's Book page 140

- Circle the family members.
- Point to the family members and say the words.
- Colour the picture.

7: PLUS vocabulary lesson / Extension

Photocopiable worksheet Teacher's Book page 141



I Love My Family PLUS song

- Fold along the dotted lines to make a wordbook. First, fold backwards along the horizontal line.
- Then, fold backwards along the right vertical line, and fold forwards along the left vertical line.
- Point to the family members in the wordbook and say the words.
- Colour the pictures.